

# Executive Summary with Graphs



Back Office Data  
Demo Account #1188

Invoice dates from 01Jun2009 to 30Jun2009

| Air Charges Summary      | Totals       | Averages |
|--------------------------|--------------|----------|
| Transactions - Invoices: | 634          |          |
| Credits:                 | 7            |          |
| Total Transactions:      | 641          |          |
| Net # of Trips:          | 627          |          |
| Air Charges:             | \$257,479.47 | \$410.65 |

| Top 5 City Pairs               | # of Segs | Amount      |
|--------------------------------|-----------|-------------|
| Newark<->CHI-Ohare             | 107       | \$16,860.02 |
| Chattanooga<->Newark           | 48        | \$8,946.94  |
| Dallas-Ft Worth<->Philadelphia | 30        | \$5,870.71  |
| Atlanta<->Newark               | 29        | \$5,587.61  |
| Albany<->Newark                | 23        | \$4,868.82  |

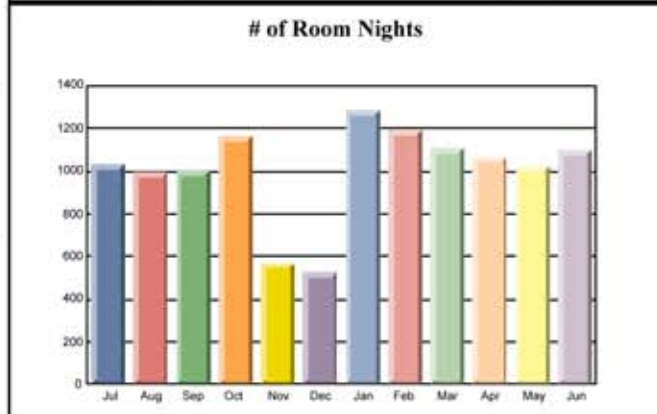
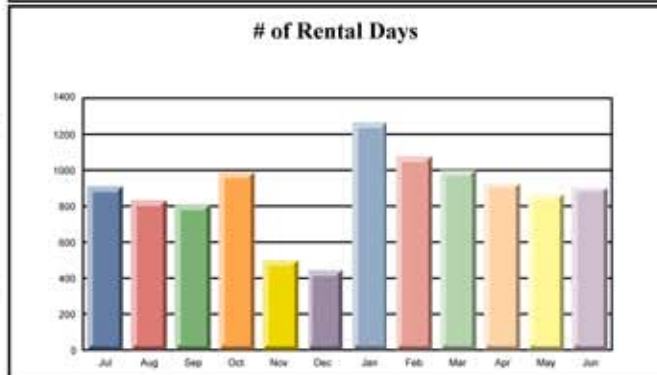
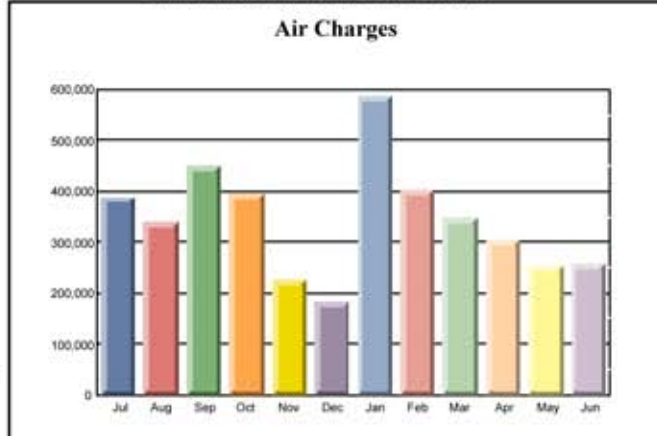
| Car Rental Summary  | Totals      | Averages |
|---------------------|-------------|----------|
| # of Cars Rented:   | 338         |          |
| # of Days Rented:   | 904         | 2.67     |
| Cost (booked rate): | \$49,014.20 | \$54.69  |
| Cost per Day:       | N/A         | \$54.22  |

| Top 5 Car Rental Cities | # of Days | Amount      |
|-------------------------|-----------|-------------|
| NEWARK, NJ              | 277       | \$16,390.15 |
| CHICAGO, IL             | 54        | \$3,070.97  |
| DALLAS, TX              | 53        | \$2,622.49  |
| CHATTANOOGA, TN         | 52        | \$2,233.00  |
| ATLANTA, GA             | 29        | \$1,406.64  |

| Hotel Bkg Summary   | Totals       | Averages |
|---------------------|--------------|----------|
| # of Bookings:      | 544          |          |
| # of Nights:        | 1,097        | 2.02     |
| Cost (booked rate): | \$147,253.02 | \$136.73 |
| Cost per Night:     | N/A          | \$134.23 |

| Top 5 Hotel Cities | # of Nights | Amount      |
|--------------------|-------------|-------------|
| MOUNT OLIVE, NJ    | 166         | \$21,014.75 |
| MT ARLINGTON, NJ   | 101         | \$12,524.00 |
| WACO, TX           | 56          | \$5,529.00  |
| CHICAGO, IL        | 48          | \$7,459.02  |
| CLEVELAND, TN      | 35          | \$3,835.00  |

Invoice dates from 01Jul2008 to 30Jun2009



Invoice dates from 01Jun2009 to 30Jun2009

